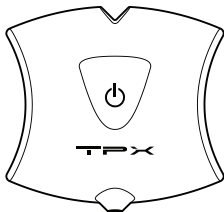


TPX™

MOTORCYCLE RADAR & LASER DETECTION SYSTEM



TPX™ WIRELESS HEADSET MANUAL

ADAPTIV™
TECHNOLOGIES

TABLE OF CONTENTS

Safety Warning	2
Package Contents	2
Product Overview	3
Installing the <i>TPX™ Wireless Headset</i>	4
Mounting the <i>TPX™ Wireless Headset</i>	4
Installing and replacing the battery	4
Using the <i>TPX™ Wireless Headset</i>	5
Power	5
Alerts	5
Troubleshooting	6
Maintenance and Care	7
Warranty Service	8
Warranty	9
Specifications	11
Accessories	12
FCC Statement	13

You may register this product online at
www.RadarForBikes.com

SAFETY WARNING

When using the *TPX™ Motorcycle Radar and Laser Detection System* and its associated components, it is the sole responsibility of the operator to install all components properly and to ensure that they will not interfere with safe operation of the vehicle, nor will they cause any personal injury or damage in the event of an accident. The operator should operate the vehicle in a safe manner while using the system and its components. Do not use the system if you find it distracting. Do not use the system if it is unsafe or dangerous to do so.

PACKAGE CONTENTS

- *TPX™ Wireless Headset Receiver Module with Earphone*
- *Hook and Loop Fastener*
- *CR-2450 Lithium Coin Cell Battery*
- *Screwdriver Keychain*
- *TPX™ Wireless Headset Manual*

PRODUCT OVERVIEW

The water resistant *TPX™ Wireless Headset* is designed to be used in conjunction with the *TPX™ Main Console*. When mounted on the helmet, it alerts the rider when the *Main Console* receives radar or laser signals.

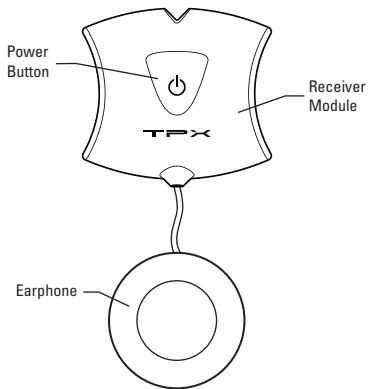


Figure 1

INSTALLING THE TPX™ WIRELESS HEADSET

Mounting the TPX™ Wireless Headset

The *TPX™ Wireless Headset* is designed to be installed in a full-face or open-face helmet.

Install the *Earphone* in the helmet's ear hole or near the ear, between the foam lining and the outer shell of the helmet.

Using the included *Hook and Loop Fastener*, install the *Receiver Module* anywhere on the exterior of the helmet where it will not interfere with the use of the helmet.

Tuck in loose wires between the foam lining and outer shell of the helmet.

Installing and Replacing the Battery



The *Wireless Headset* is powered by a single 3V, *CR-2450 Lithium Coin Cell Battery*.

To install the *Battery*, remove the four screws in the back of the unit with the included *Screwdriver Keychain*. Remove the back cover and install the *Battery* into the metal retainer with the positive side face up. Replace the back cover and secure it with the four screws.

Verify that the rubber gasket is seated correctly and the cover is closed tightly to ensure proper water resistance.

USING THE TPX™ WIRELESS HEADSET

Power

Press the  button on the *TPX™ Wireless Headset* to power the unit on/off. When the unit is on, the  button will flash once every 3 seconds.

Alerts

When the *Main Console* receives a radar or laser signal, it transmits the information to the *Wireless Headset*. The *Earphone* will beep with varying frequencies and tones to indicate the type and strength of the detected signal similar to that of the *Main Console*.

Unless the *Alert Off* function is activated, the *Wireless Headset* will beep every time a button is pressed on the *Main Console*.

To control the volume, refer to **Main Console Operation** section of *TPX™ Main Console Manual*.

TROUBLESHOOTING

If your *TPX™ Wireless Headset* is not operating properly, please refer to the following guide:

<i>Problem</i>	<i>Possible Causes</i>	<i>Possible Solutions</i>
No audio coming through <i>Wireless Headset</i>	<i>Wireless Headset</i> not turned on <i>Wireless Headset</i> battery low <i>Main Console</i> not turned on <i>Main Console</i> and <i>Wireless Headset</i> not communicating properly Battery installed upside down	Turn <i>Wireless Headset</i> on Replace the <i>Wireless Headset</i> battery Turn <i>Main Console</i> on Reset power for <i>Main Console</i> and the <i>Wireless Headset</i> Install battery with "+" side up

A Special Note About Group Riding:

Under certain group riding circumstances, multiple *TPX™ Systems* may interfere with each other resulting in false alerts. If this occurs, we recommend increasing following distances or turning off all but one *System*.

MAINTENANCE AND CARE

The *TPX™ Wireless Headset* is water resistant. It is designed to withstand temporary exposure to moisture, such as rain or fog. However, it should not be exposed to moisture for a prolonged period of time. Do not leave the *Headset* out in the rain when not in use. Do not hose the *Headset* down. Do not submerge the *Headset* as this will void the warranty.

Clean the *Wireless Headset* with a damp lint-free cloth only. Do not use any chemicals as they may attack the plastic.

Dry the *Wireless Headset* with a lint-free cloth after it has been exposed to moisture.

WARRANTY SERVICE

If you believe that your *TPX™ Wireless Headset* is not functioning properly please follow the following procedure:

1. Review the **Troubleshooting** section.
2. If your problem is not resolved after reviewing the **Troubleshooting** section, have your serial number ready and call us at 646-722-0253. We will try to resolve your problem over the phone.

Note: The serial number is located inside the bottom housing.

3. If your system needs to be returned for repair, we will provide you with a Service Order Number and a shipping address. Write the Service Order Number on the outside of the shipping box. Include the following items in your shipment:

- a. The *TPX™ Wireless Headset* and *Battery*
- b. Copy of sales receipt (originals cannot be returned)
- c. Your name, phone number, address, and email address (we promise not to spam)

All shipment must be sent prepaid by way of a traceable carrier, such as UPS, FedEx, USPS

Priority Mail with Tracking, etc., and should be insured. Adaptiv Technologies is not responsible for any loss or damage incurred during shipping.

Warranty service will only be honored for units purchased from authorized agents with a copy of the sales receipt.

Repairs will not be performed on units without a readable serial number.

Please allow 4-8 weeks for the return of the unit.

WARRANTY

Adaptiv Technologies, LLC warrants to the original purchaser that the *TPX™ Wireless Headset* will be free of defects in workmanship and materials for a period of one year from the date of first consumer purchase. The *TPX™ Wireless Headset* consists of the *Wireless Headset* assembly and its respective parts. Adaptiv Technologies will, at its option, repair or replace a defective *TPX™ Wireless Headset* upon delivery to Adaptiv Technologies accompanied by the original sales receipt or other proof of first consumer purchase within the warranty period. You are responsible for all charges required to ship the product for warranty

service, but the return charges will be at Adaptive Technologies' expense if the product is repaired or replaced under warranty. This warranty gives you specific rights, and you may also have other rights which vary from state to state.

EXCLUSIONS: This limited warranty does not apply:

1. To any products sold separately (such as any mount assemblies);
2. To any defects caused by misuse, abuse, accidents, modifications, negligence, tampering, or unauthorized repair;
3. In the State of Virginia, the District of Columbia, or in any other country or jurisdiction in which possession of radar detector equipment is illegal;
4. If the serial number label has been altered, defaced, or removed; or
5. To installation of the unit.

ALL IMPLIED WARRANTIES, INCLUDING IMPLIED WARRANTIES OF MERCHANTABILITY AND FITNESS FOR A PARTICULAR PURPOSE ARE LIMITED IN DURATION TO THE PERIOD OF THIS WARRANTY*.

* Some states do not allow limitations on the duration of implied warranties and/or do not allow the exclusion or limitation of incidental or consequential damages, so the above limitations may not apply to you.

SPECIFICATIONS

Wireless RF Receiver Frequency:

418 MHz

Dimensions:

1.9" x 1.7" x 0.8"

Weight:

2 oz.

Power Requirements:

CR2450 – 3V Lithium coin battery

PATENTS PENDING

ACCESSORIES

The following parts and accessories are available for purchase. For more information, go to www.RadarForBikes.com or call us at 866-ADAPTIV (866-232-7848).

TPX™ Radar and Laser Detection System

TPX™ Visual Alert

TPX™ Remote Laser Sensor (available end of 2008)

TPX™ Sportbike Mount 22-27

TPX™ Sportbike Mount 24-30

TPX™ Sportbike Mount 24-32

TPX™ Sportbike Mount 25-36

TPX™ Sportbike Mount 28-35

TPX™ Handlebar Mount

TPX™ Control Mount

TPX™ HC Mount

TPX™ KZ Mount

TPX™ Universal Mount Adapter (For use with RAM® or Techmount®)

TPX™ Automotive Mount

TPX™ Replacement Wiring Harness

FCC STATEMENT

This device complies with part 15 of the FCC rules. Operation is subject to the following two conditions: (1) this device may not cause harmful interference, and (2) this device must accept any interference received, including interference that may cause undesired operation.



Warning: Modifications not approved by Adaptiv Technologies, LLC may violate FCC rules and void user's authority to operate this system.

Adaptiv Technologies, LLC

459 Columbus Avenue

Suite 709

New York, NY 10024

www.RadarForBikes.com

866-ADAPTIV

(866-232-7848)